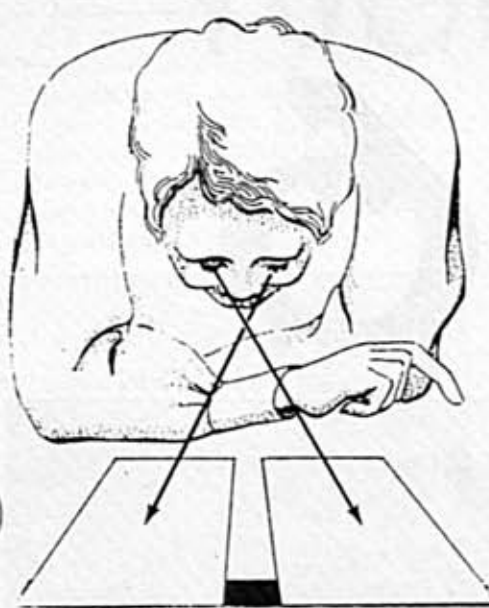


3D

3 D-PHOTOS BY VAN BEYDLER




The Cross-Eyed Method


The two stereoscopic pairs are arranged to be viewed in 3-D with the viewer's eyes crossed. The right eye should view the picture on the left and the left eye should view the picture on the right. Hold your index finger about halfway between your eyes and the page. Focus on the finger. In the distance you will see two separate images of the stereo pair. Remove your finger and adjust your eyes so that the center images overlap. You should now see three images, with the center one in 3-D. Now, shift the focus of your eyes, without moving them, from close-up to more distant focus to bring the center image into sharp definition without breaking the center overlap. It will require some practice to develop the dexterity for the process.




Waynesville Spring



Waynesville Spring




Pulaski County Museum




Pulaski County Museum




Route 66 Hillbilly Girl




Pulaski County Gazebo



Old Pulaski County Courtroom




Pulaski County Museum




Waynesville Spring



Old Stagecoach Stop



On The Gasconade



Highway 17 Bridge



Scenic Route 66



Old Stagecoach Stop